



POLYPROPYLENE
RANDOM COPOLYMER
PP-RCT SYSTEMS

WITH MODIFIED CRYSTALLINITY
AND TEMPERATURE RESISTANCE

Product Catalogue



almona BUILDINGS



Only products bearing the NSF, SASO, WRAS, DVGW and SKZ Mark are certified by those organizations.



almonaplast.com

ABOUT US

Almona is a leading Saudi Arabian plastic pipe manufacturing company and since our establishment in 2008 we have constantly evolved to meet the requirements of our most demanding customers. Our aim is to provide sophisticated and diverse pipe solutions for hot and cold water applications, telecommunication networks, sewage and drainage systems together with water and gas infrastructure.

We are a certified to ISO 9001:2015 Quality Management Systems organization and all our products comply with the appropriate Saudi (SASO), German (DIN) and International (ISO) Standards. Our pipe systems for drinking water applications are NSF-61, WRAS and DVGW certified and all Almona products are tested extensively in our state-of-the-art laboratory, to ensure that the quality and performance are continuously maintained.

Almona's success is the result of the company's persistent commitment to continuous innovation and investment in technology, in the relentless pursuit of providing quality products and services. Today, we are pleased to offer a wide range of plastic products, divided into four categories:



BUILDINGS



SEWAGE AND DRAINAGE



INFRASTRUCTURE



TELECOMMUNICATION DUCTING

// WE DESIGN, DEVELOP, MANUFACTURE AND PROVIDE INNOVATIVE PIPE SOLUTIONS THAT BEST MEET THE NEEDS OF OUR CUSTOMERS //

CHARACTERISTICS OF almona PP-RCT SYSTEMS

Installation

inside and outside buildings

Area of applications

- Potable Hot and Cold water supply
- Chilled water systems
- District cooling and heating
- Compressed air systems
- Rainwater and agriculture systems
- Industrial applications
- Outdoor water transport systems

Colors

 RAL 6024

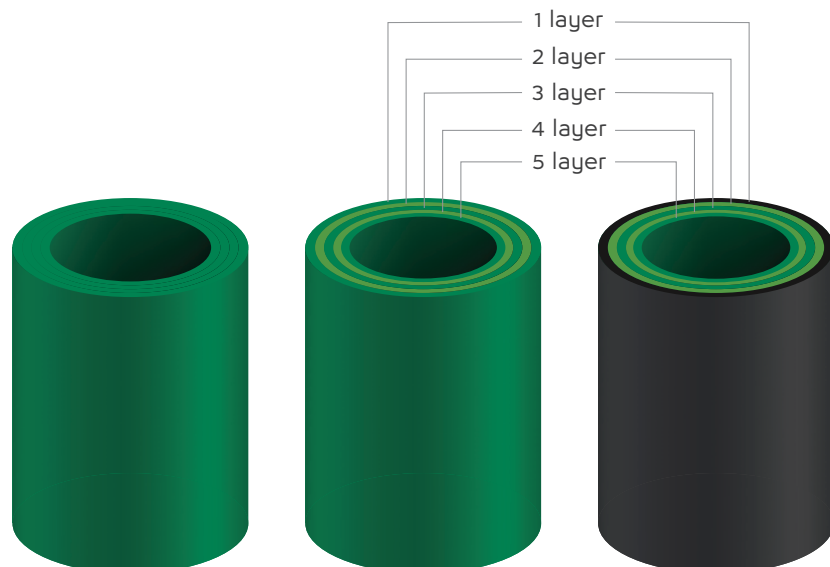
Pipe Technologies

1-layer technology

5-layers technology

- **Exterior layer (1):** PP-R with improved impact resistant and reliable welding. The exterior layer also protects the pipe against UV rays for outdoor application.
- **Second layer (2):** Glass fiber reinforced PP-R layer with improve mechanical strength and dimensional stability.
- **Third layer (3):** PP-RCT layer with modified crystalline structure for improved long term pressure resistance at high temperature.
- **Forth layer (4):** Glass fiber reinforced PP-R layer with improved mechanical strength and dimensional stability.
- **Fifth layer (5):** PP-RCT layer with modified crystalline structure for improved long term pressure resistance at high temperature. Smooth pipe inner surfaces prevent sediments and incrustations.

Pipe Structure




Raw Material Characteristics

Almona PP-R and PP-RCT pipes and fittings are manufactured of raw materials with the following properties:

Properties	Measuring method	Unit	PP-R	PP-RCT	PP-RCT GF
Density	ISO 1183	kg/m ³	0.900	0.905	0.977
Melt Flow Rate 230°C/2.16kg	ISO 1133	g/10min.	0.3	0.3	0.3
Modulus of Elasticity in Tension (1mm/min)	ISO 527	MPa	900	900	1080
Tensile Stress at Yield (50 mm/min)	ISO 527	MPa	28	25	33.6
Charpy Impact Strength, notched (+23°C)	ISO 179	kJ/m ²	25	40	N/B
Coefficient of linear expansion	DIN 53752	mm/mK	0.15	0.15	0.05
Thermal conductivity	DIN 52612	W/mK	0.24	0.24	0.24
Pipe surface roughness k	-	mm	0.007	0.007	0.007
Specific heat at 20°C	Calorimeter	KJ/kg K	2.0	2.0	2.0

Pressure Resistance

For the same diameter PP-RCT can operate at higher pressure at high temperatures (SF=1,25).



Temperature (°C)	Service life (y)	PP-R S5 SDR11	PP-RCT S5 SDR11
		Service pressure(SF=1,25) (bar)	
40°C	50	11,0	13,6
70°C	50	5,1	8,1
80°C	25	3,9	6,9

Welding Technologies

Parameters for welding PPR pipes and PP-RCT pipes are identical.

- Socket welding with hand-held welding device
- Socket welding with stationary welding device
- Welding saddle
- Electrical socket welding
- Repair plugs

Application classes

almona PP-R and PP-RCT systems application classes according to EN ISO 15874 are summarized below.

- **Class 1** delivery of hot water 60°C, lifespan 50 years.
- **Class 2** delivery of hot water 70°C, lifespan 50 years.
- **Class 4** floor heating, low-temperature radiators, lifespan 50 years, with the stipulation that 20 years are expected (overall, during the entire lifespan) for operation temperature of 40°C, 25 years for 60°C and 2.5 years for 70°C.
- **Class 5** high-temperature radiators, lifespan 50 years, with the stipulation that 14 years are expected (overall, during the entire lifespan) for operation temperature of 20°C, 25 years for 60°C, 10 years for 80°C, and 1 year for 90°C.

Class of application	Design temperature T_D (°C)	Duration of operation at T_D (years)	T_{max}	Duration of operation at T_{max} (°C)	T_{max} (°C)	Duration of operation at T_{times} (hours)	Typical field of application
1 ^a	60	49	80	1	95	100	Hot water supply (60°C)
2 ^a	70	49	80	1	95	100	Hot water supply (70°C)
	20	2,5					
4 ^b	40	20	70	2,5	100	100	Underfloor heating and low-temperature radiator connection
	60	25					
	20	14					
5 ^b	60	25	90	1	100	100	High-temperature radiator connection
	80	10					

Note: This international standard is usable only for enclosed systems, in which the T_D , T_{max} and T_{times} do not exceed the values specified for class 5.

^a Pursuant to national regulations either class 1 or class 2 may be selected.

^b The temperature range for any class should consist of individual time sections (for example, the range of operation temperatures for the period of 50 years for class 5 is: 20°C for 14 years, 60°C for 25 years, 80°C for 10 years, 90°C for 1 year and 100 °C for 100 hours).

Operating conditions

Recommended pipe SDR for almona PP-R and PP-RCT for application Class 1 (hot water supply 60°C) & Class 2 (hot water supply 70°C)

Operating Pressure	Class 1 (60°C)		Class 2 (70°C)	
	PP-R	PP-RCT	PP-R	PP-RCT
6 bar	SDR 11	SDR 11	SDR 7.4	SDR 11
8 bar	SDR 7.4	SDR 9	SDR 6	SDR 9
10 bar	SDR 6	SDR 7.4	SDR 5	SDR 7.4

Recommended pipe SDR for almona PP-R and PP-RCT for application Class 4 (under floor heating & low temperature radiators) & Class 5 (High temperature radiators)

Operating Pressure	Class 4 (60°C)		Class 5 (70°C)	
	PP-R	PP-RCT	PP-R	PP-RCT
6 bar	SDR 11	SDR 11	SDR 7.4	SDR 9
8 bar	SDR 7.4	SDR 9	SDR 5	SDR 7.4
10 bar	SDR 6	SDR 7.4	-	SDR 6

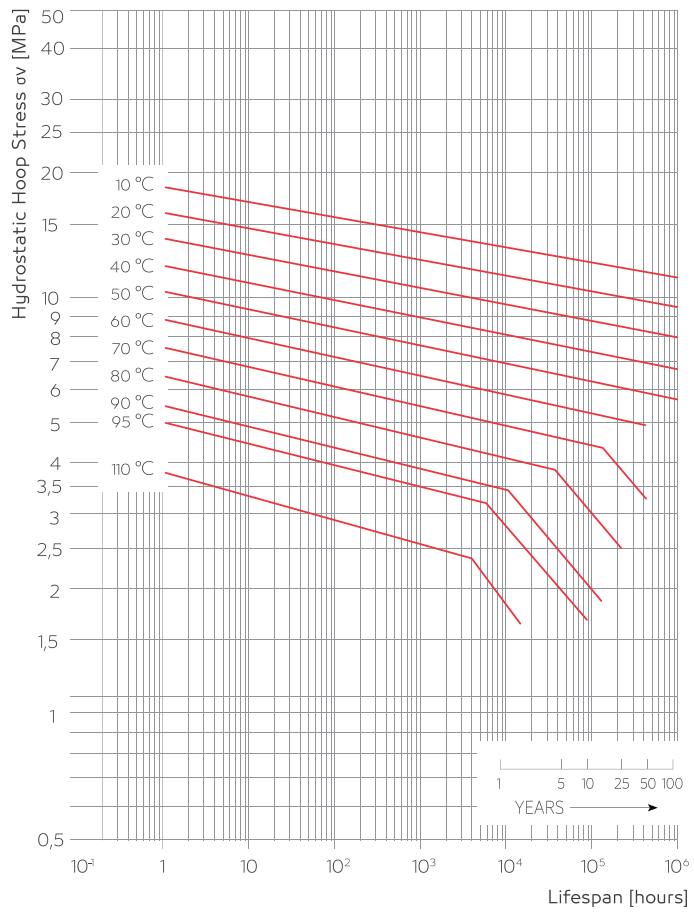
Isothermal mechanical strength graphic for PP-RCT

Extrapolated strengths vales for for almona PP-R and PP-RCT

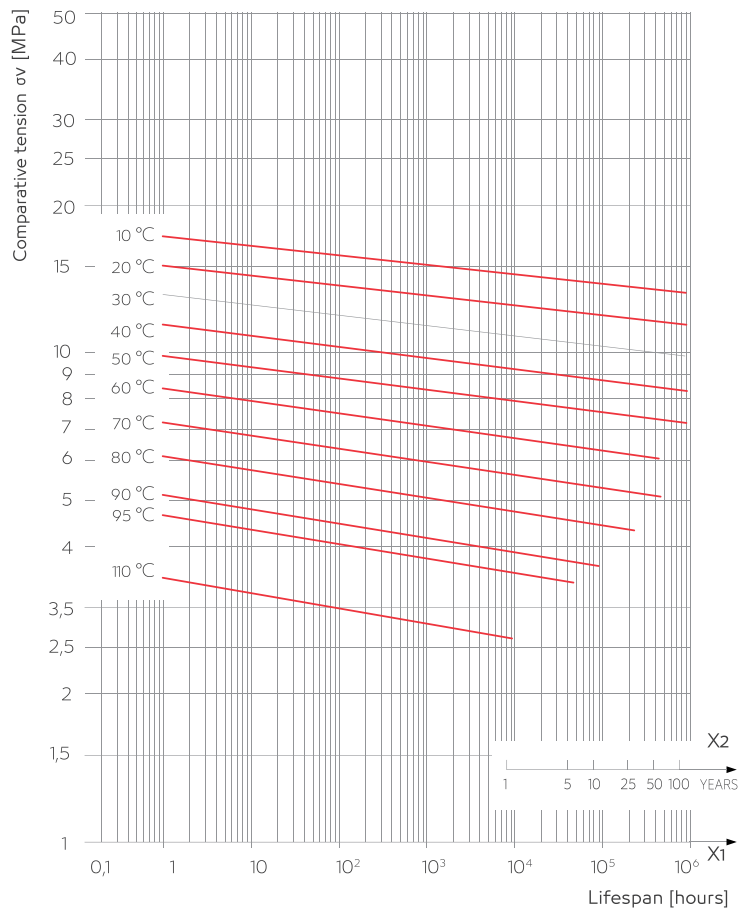
Temperature	Time (years)	PP-R	PP-RCT
20°C	50	9.7 MPa (97 bar)	11.5 MPa (115 bar)
60°C	50	4.9 MPa (49 bar)	6.1 MPa (61 bar)
70°C	50	3.2 MPa (32 bar)	5.1 MPa (51 bar)
95°C	5	1.9 MPa (19 bar)	3.3 MPa (33 bar)
110°C	1	1.9 MPa (19 bar)	2.6 MPa (26 bar)



**Strenght isotherms
of the PP-R materials**




**Strenght isotherms
of the PP-RCT materials**



ADVANTAGES OF almona PP-R SYSTEMS



37% higher flow rate as compared to pipes made from PPR due to lower wall thickness



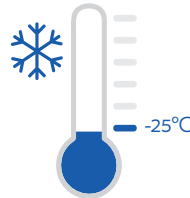
High temperature and pressure resistance up to +95°C



Chlorine resistance at elevated temperature due to modified crystalline structure



Fast and easy installation due to advanced welding technologies



Low temperatures (0°C) operation and installation



Leak free due to advanced welding technologies



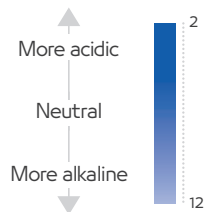
28% lighter as compared to pipe made from PP-R due superior pressure resistance at high temperature



Long-term hydrostatic strength due to unique crystalline structure




Free maintenance 50 years lifetime



Chemical resistance ranging from pH2 to pH12



Corrosion free system



100% recyclable and sustainable systems

PRODUCT RANGE

Pipes

almona manufactures PP-RCT pipes ranging in size from 20mm to 160 mm. Additional pipe dimensions for single layer (up to 630mm) can be produced on request.

almona pipe PP-RCT – S2.5, SDR6

Structure of pipe: Single layer PP-RCT

Standard: DIN 8077/78, EN ISO SASO 15874, ASTM F 2389, CSA B 137.11



Part No.	Pipe Dimension (mm)			Length (m)	Packing/ Bag	Weight (kg/m)
	O.D.	I.D.	T			
41000	20	13,2	3,4	5,8	35	0,172
41002	25	16,6	4,2	5,8	25	0,266
41004	32	21,2	5,4	5,8	15	0,434
41006	40	26,6	6,7	5,8	10	0,671
41008	50	33,2	8,4	5,8	6	1,04
41010	63	42	10,5	4	4	1,65
41012	75	50	12,5	4	3	2,36
41014	90	60	15	4	2	3,36
41016	110	73,2	18,3	4	1	5,01
41018	125	104,2	20,8	4	1	6,25
41020	160	133,4	26,6	4	1	10,700



almona pipe PP-RCT (UV) – S2.5, SDR6

Structure of pipe: Single layer PP-RCT

Special feature: UV resistant

Standard: DIN 8077/78, EN ISO SASO 15874, ASTM F 2389, CSA B 13711



Part No.	Pipe Dimension (mm)			Length (m)	Packing/ Bag	Weight (kg/m)
	O.D.	I.D.	T			
41000/UV	20	13,2	3,4	5,8	35	0,172
41002/UV	25	16,6	4,2	5,8	25	0,266
41004/UV	32	21,2	5,4	5,8	15	0,434
41006/UV	40	26,6	6,7	5,8	10	0,671
41008/UV	50	33,2	8,3	5,8	6	1,04
41010/ UV	63	42	10,5	4	4	1,65
41012/ UV	75	50	12,5	4	3	2,36
41014/ UV	90	60	15	4	2	3,36
41016/ UV	110	73,2	18,3	4	1	5,01
41018/ UV	125	83,2	20,8	4	1	6,25
41020/UV	160	133,4	26,6	4	1	10,700

almona pipe PP-RCT/GF/PP-RCT/GF/PP-RCT – S2.5, SDR6

Structure of pipe: PP-RCT multilayer, with fiberglass reinforced

Standard: DIN 8077/78, EN ISO SASO 15874, ASTM F 2389, CSA B 13711, ISO 21003



Part No.	Pipe Dimension (mm)			Length (m)	Packing/ Bag	Weight (kg/m)
	O.D.	I.D.	T			
41030	20	13,2	3,4	5,8	35	0,21
41032	25	16,6	4,2	5,8	25	0,32
41034	32	21,2	5,4	5,8	15	0,53
41036	40	26,6	6,7	5,8	10	0,82
41038	50	33,2	8,3	5,8	6	1,27
41040	63	42	10,5	4	4	2,03
41042	75	50	12,5	4	3	2,87
41044	90	60	15	4	2	4,13
41046	110	73,2	18,3	4	1	6,17
41048	125	83,2	20,8	4	1	7,96
41050	160	133,4	26,6	4	1	13,04

almona pipe PP-RCT/GF/PP-RCT/GF/PP-RCT (UV) – S2.5, SDR6

Structure of pipe: PP-RCT multilayer, with fiberglass reinforced

Special feature: UV resistant

Standard: DIN 8077/78, EN ISO SASO 15874, ASTM F 2389, CSA B 137.11, ISO 21003



Part No.	Pipe Dimension (mm)			Length (m)	Packing/ Bag	Weight (kg/m)
	O.D.	I.D.	T			
41030/UV	20	13,2	3,4	5,8	35	0,21
41032/UV	25	16,6	4,2	5,8	25	0,32
41034/UV	32	21,2	5,4	5,8	15	0,53
41036/UV	40	26,6	6,7	5,8	10	0,82
41038/UV	50	33,2	8,3	5,8	6	1,27
41040/UV	63	42	10,5	4	4	2,03
41042/UV	75	50	12,5	4	3	2,87
41044/UV	90	60	15	4	2	4,13
41046/UV	110	73,2	18,3	4	1	6,17
41048/UV	125	83,2	20,8	4	1	7,96
41050/UV	160	133,4	26,6	4	1	13,04

almona pipe PP-RCT – S3.2, SDR7.4

Structure of pipe: Single layer PP-RCT

Standard: DIN 8077/78, EN ISO SASO 15874, ASTM F 2389, CSA B 137.11



Part No.	Pipe Dimension (mm)			Length (m)	Packing/ Bag	Weight (kg/m)
	O.D.	I.D.	T			
41060	20	14,4	2,8	5,8	35	0,14
41062	25	18	3,5	5,8	25	0,22
41064	32	23,2	4,4	5,8	15	0,36
41066	40	29	5,5	5,8	10	0,57
41068	50	36,2	6,9	5,8	6	0,89
41070	63	45,8	8,6	4	4	1,40
41072	75	54,8	10,3	4	3	1,99
41074	90	65,8	12,3	4	2	2,85
41076	110	79,8	15,1	4	1	4,27
41078	125	90,8	17,1	4	1	5,50
41080	160	116,2	21,9	4	1	9,02

almona pipe PP-RCT (UV) – S3.2, SDR7.4

Structure of pipe: Single layer PP-RCT

Special feature: UV resistant

Standard: DIN 8077/78, EN ISO SASO 15874, ASTM F 2389, CSA B 137.11



Part No.	Pipe Dimension (mm)			Length (m)	Packing/ Bag	Weight (kg/m)
	O.D.	I.D.	T			
41060/UV	20	14,4	2,8	5,8	35	0,14
41062/UV	25	18	3,5	5,8	25	0,22
41064/UV	32	23,2	4,4	5,8	15	0,36
41066/UV	40	29	5,5	5,8	10	0,57
41068/UV	50	36,2	6,9	5,8	6	0,89
41070/UV	63	45,8	8,6	4	4	1,40
41072/UV	75	54,8	10,3	4	3	1,99
41074/UV	90	65,8	12,3	4	2	2,85
41076/UV	110	79,8	15,1	4	1	4,27
41078/UV	125	90,8	17,1	4	1	5,50
41080/UV	160	116,2	21,9	4	1	9,02

almona pipe PP-RCT/GF/PP-RCT/GF/PP-RCT – S3.2, SDR7.4

Structure of pipe: PP-RCT multilayer, with fiberglass reinforced

Standard: DIN 8077/78, EN ISO SASO 15874, ASTM F 2389, CSA B 137.11, ISO 21003



Part No.	Pipe Dimension (mm)			Length (m)	Packing/ Bag	Weight (kg/m)
	O.D.	I.D.	T			
41080	20	14,4	2,8	5,8	35	0,18
41082	25	18	3,5	5,8	25	0,28
41084	32	23,2	4,4	5,8	15	0,45
41086	40	29	5,5	5,8	10	0,70
41088	50	36,2	6,9	5,8	6	1,09
41090	63	45,8	8,6	4	4	1,72
41092	75	54,8	10,3	4	3	2,45
41094	90	65,8	12,3	4	2	3,51
41096	110	79,8	15,1	4	1	5,26
41098	125	90,8	17,1	4	1	6,78
41099	160	116,2	21,9	4	1	11,11

almona pipe PP-RCT/GF/PP-RCT/GF/PP-RCT (UV) – S3.2, SDR7.4

Structure of pipe: PP-RCT multilayer, with fiberglass reinforced

Special feature: UV resistant

Standard: DIN 8077/78, EN ISO SASO 15874, ASTM F 2389, CSA B 13711, ISO 21003



Part No.	Pipe			Length (m)	Packing/ Bag	Weight (kg/m)
	O.D.	I.D.	T			
41080/UV	20	14,4	2,8	5,8	35	0,18
41082/UV	25	18	3,5	5,8	25	0,28
41084/UV	32	23,2	4,4	5,8	15	0,45
41086/UV	40	29	5,5	5,8	10	0,70
41088/UV	50	36,2	6,9	5,8	6	0,876
41090/ UV	63	45,8	8,6	4	4	1,72
41092/ UV	75	54,8	10,3	4	3	2,45
41094/ UV	90	65,8	12,3	4	2	3,51
41096/ UV	110	79,8	15,1	4	1	5,26
41098/ UV	125	90,8	17,1	4	1	6,78
41099/ UV	160	116,2	21,9	4	1	11,1

// ALMONA PP-RCT PIPES WITH
IMPROVED PRESSURE RESISTANCE,
ESPECIALLY AT ELEVATED
TEMPERATURES //

almona pipe PP-RCT – S4, SDR9

Structure of pipe: Single layer PP-RCT

Standard: DIN 8077/78, EN ISO SASO 15874, ASTM F 2389, CSA B 137.11



Part No.	Pipe			Length (m)	Packing/ Bag	Weight (kg/m)
	Dimension (mm)					
	O.D.	I.D.	T			
-	-	-	-	-	-	-
-	-	-	-	-	-	-
41100	32	28,4	3,6	5,8	15	0,31
41102	40	35,5	4,5	5,8	10	0,48
41104	50	44,4	5,6	5,8	6	0,75
41106	63	55,9	7,1	4	4	1,20
41108	75	66,6	8,4	4	3	1,69
41110	90	79,9	10,1	4	2	2,43
41112	110	97,7	12,3	4	1	3,62
41114	125	111	14	4	1	4,68
41116	160	142,1	17,9	4	1	7,67

almona pipe PP-RCT (UV) – S4, SDR9

Structure of pipe: Single layer PP-RCT

Special feature: UV resistant

Standard: DIN 8077/78, EN ISO SASO 15874, ASTM F 2389, CSA B 137.11, ISO 21003



Part No.	Pipe			Length (m)	Packing/ Bag	Weight (kg/m)
	Dimension (mm)					
	O.D.	I.D.	T			
-	-	-	-	-	-	-
-	-	-	-	-	-	-
41100/UV	32	28,4	3,6	5,8	15	0,31
41102/UV	40	35,5	4,5	5,8	10	0,48
41104/UV	50	44,4	5,6	5,8	6	0,75
41106/UV	63	55,9	7,1	4	4	1,20
41108/UV	75	66,6	8,4	4	3	1,69
41110/UV	90	79,9	10,1	4	2	2,43
41112/UV	110	97,7	12,3	4	1	3,62
41114/UV	125	111	14	4	1	4,68
41116/UV	160	142,1	17,9	4	1	7,67

almona pipe PP-RCT/GF/PP-RCT/GF/PP-RCT – S4, SDR9

Structure of pipe: PP-RCT multilayer, with fiberglass reinforced

Standard: DIN 8077/78, EN ISO SASO 15874, ASTM F 2389, CSA B 137.11, ISO 21003



Part No.	Pipe			Length (m)	Packing/ Bag	Weight (kg/m)
	Dimension (mm)					
	O.D.	I.D.	T			
-	-	-	-	-	-	-
-	-	-	-	-	-	-
41120	32	28,4	3,6	5,8	15	0,38
41122	40	35,5	4,5	5,8	10	0,59
41124	50	44,4	5,6	5,8	6	0,91
41126	63	55,9	7,1	4	4	1,46
41128	75	66,6	8,4	4	3	2,06
41130	90	79,9	10,1	4	2	2,96
41132	110	97,7	12,3	4	1	4,41
41134	125	111	14,0	4	1	5,71
41136	160	142,1	17,9	4	1	9,34

almona pipe PP-RCT/GF/PP-RCT/GF/PP-RCT(UV) – S4, SDR9

Structure of pipe: PP-RCT multilayer, with fiberglass reinforced

Special feature: UV resistant

Standard: DIN 8077/78, EN ISO SASO 15874, ASTM F 2389, CSA B 137.11, ISO 21003



Part No.	Pipe			Length (m)	Packing/ Bag	Weight (kg/m)
	Dimension (mm)					
	O.D.	I.D.	T			
-	-	-	-	-	-	-
-	-	-	-	-	-	-
41120/UV	32	28,4	3,6	5,8	15	0,38
41122/UV	40	35,5	4,5	5,8	10	0,59
41124/UV	50	44,4	5,6	5,8	6	0,91
41126/UV	63	55,9	7,1	4	4	1,46
41128/UV	75	66,6	8,4	4	3	2,06
41130/UV	90	79,9	10,1	4	2	2,96
41132/UV	110	97,7	12,3	4	1	4,41
41134/UV	125	111	14,0	4	1	5,71
41136/UV	160	142,1	17,9	4	1	9,34

almona pipe PP-RCT – S5, SDR11

Structure of pipe: Single layer PP-RCT

Standard: DIN 8077/78, EN ISO SASO 15874, ASTM F 2389, CSA B 137.11



Part No.	Pipe Dimension (mm)			Length (m)	Packing/ Bag	Weight (kg/m)
	O.D.	I.D.	T			
	-	-	-			
-	-	-	-	-	-	
-	-	-	-	-	-	
41140	40	36,3	3,7	5,8	10	0,40
41142	50	45,4	4,6	5,8	6	0,63
41144	63	57,2	5,8	4	4	1,00
41146	75	68,2	6,8	4	3	1,40
41148	90	81,8	8,2	4	2	2,02
41150	110	100	10,0	4	1	3,01
41152	125	113,6	11,4	4	1	3,90
41154	160	145,4	14,6	4	1	6,40

almona pipe PP-RCT (UV) – S5, SDR11

Structure of pipe: Single layer PP-RCT

Special feature: UV resistant

Standard: DIN 8077/78, EN ISO SASO 15874, ASTM F 2389, CSA B 137.11



Part No.	Pipe Dimension (mm)			Length (m)	Packing/ Bag	Weight (kg/m)
	O.D.	I.D.	T			
	-	-	-			
-	-	-	-	-	-	
-	-	-	-	-	-	
41140/UV	40	36,3	3,7	5,8	10	0,40
41142/UV	50	45,4	4,6	5,8	6	0,63
41144/UV	63	57,2	5,8	4	4	1,00
41146/UV	75	68,2	6,8	4	3	1,40
41148/UV	90	81,8	8,2	4	2	2,02
41150/UV	110	100	10,0	4	1	3,01
41152/UV	125	113,6	11,4	4	1	3,90
41154/UV	160	145,4	14,6	4	1	6,40

almona pipe PP-RCT/GF/PP-RCT/GF/PP-RCT – S5, SDR11

Structure of pipe: PP-RCT multilayer, with fiberglass reinforced

Standard: DIN 8077/78, EN ISO SASO 15874, ASTM F 2389, CSA B 137.11, ISO 21003



Part No.	Pipe			Length (m)	Packing/ Bag	Weight (kg/m)
	Dimension (mm)					
	O.D.	I.D.	T			
-	-	-	-	-	-	-
-	-	-	-	-	-	-
-	-	-	-	-	-	-
41160	40	36,3	3,7	5,8	10	0,49
41162	50	45,4	4,6	5,8	6	0,77
41164	63	57,2	5,8	4	4	1,22
41166	75	68,2	6,8	4	3	1,70
41168	90	81,8	8,2	4	2	2,46
41170	110	100	10	4	1	3,67
41172	125	113,6	11,4	4	1	4,76
41174	160	145,4	14,6	4	1	7,80

almona pipe PP-RCT/GF/PP-RCT/GF/PP-RCT(UV) – S5, SDR11

Structure of pipe: PP-RCT multilayer, with fiberglass reinforced

Special feature: UV resistant

Standard: DIN 8077/78, EN ISO SASO 15874, ASTM F 2389, CSA B 137.11, ISO 21003



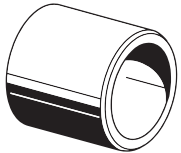
Part No.	Pipe			Length (m)	Packing/ Bag	Weight (kg/m)
	Dimension (mm)					
	O.D.	I.D.	T			
-	-	-	-	-	-	-
-	-	-	-	-	-	-
-	-	-	-	-	-	-
41160/UV	40	36,3	3,7	5,8	10	0,49
41162/UV	50	45,4	4,6	5,8	6	0,77
41164/UV	63	57,2	5,8	4	4	1,22
41166/UV	75	68,2	6,8	4	3	1,70
41168/UV	90	81,8	8,2	4	2	2,46
41170/UV	110	100	10	4	1	3,67
41172/UV	125	113,6	11,4	4	1	4,76
41174/UV	160	145,4	14,6	4	1	7,80

Fittings

almona manufactures a variety of PP-RCT fittings, reducers and accessories, presented below:

almona coupling, S2.0, SDR 5/6/7.4/9/11

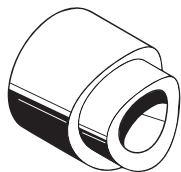
Standards: DIN 16962, EN ISO SASO 15874



Part No.	Dimension (mm)	Packing	Weight (g)
42000	20	50	9
42002	25	30	15
42004	32	25	27
42006	40	10	49
42008	50	6	84
42010	63	6	154
42012	75	3	254
42014	90	2	418
42016	110	1	581

almona Saddle, S2.0, SDR 5/6/7.4/9/11

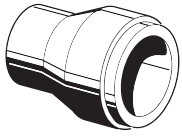
Standards: DIN 16962, EN ISO SASO 15874



Part No.	Dimension (mm)	Packing	Weight (g)
42020	40-25	10	17
42022	50-25	6	19
42024	63-25	6	19
42026	63-32	6	28
42028	75-25	3	19
42030	75-32	3	28
42032	90-25	2	20
42034	90-32	2	28
42036	110-25	1	20
42038	110-32	1	30

almona reducer S2.0, SDR 5/6/7.4/9/11

standards: DIN 16962, EN ISO SASO 15874



Part No.	Dimension (mm)	Packing	Weight (g)
42040	25-20	50	11
42042	32-20	40	15
42044	32-25	30	17
42046	40-25	20	32
42048	40-32	15	35
42050	50-32	10	52
42052	50-40	10	62
42054	63-25	5	109
42056	63-32	8	102
42058	63-40	8	89
42060	63-50	5	93
42062	75-50	6	147
42064	75-63	4	163
42066	90-63	2	256
42068	90-75	2	252
42070	110-75	1	516
42072	110-90	1	520

almona elbow 90° S2.0, SDR 5/6/7.4/9/11

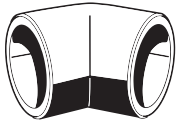
Standards: : DIN 16962, EN ISO SASO 15874



Part No.	Dimension (mm)	Packing	Weight (g)
42080	20	50	14
42082	25	30	25
42084	32	15	47
42086	40	8	86
42088	50	6	158
42090	63	2	295
42092	75	2	501
42094	90	1	811
42096	110	1	1292

almona elbow 45o S2.0, SDR 5/6/7.4/9/11


Standards: DIN 16962, EN ISO SASO 15874



Part No.	Dimension (mm)	Packing	Weight (g)
42100	20	50	12
42102	25	25	19
42104	32	15	32
42106	40	10	72
42108	50	6	133
42110	63	4	245
42112	75	2	387
42114	90	1	659
42116	110	1	1025

almona Tee S2.0, SDR 5/6/7.4/9/11

Standards: : DIN 16962, EN ISO SASO 15874




Part No.	Dimension (mm)	Packing	Weight (g)
42120	20	25	18
42122	25	20	20
42124	32	10	58
42126	40	6	104
42128	50	4	198
42130	63	2	357
42132	75	1	582
42134	90	1	981
42136	110	1	1598



almona Tee reducer S2.0, SDR 5/6/7.4/9/11

Standards: DIN 16962, EN ISO SASO 15874



Part No.	Dimension (mm)	Packing	Weight (g)
42140	20-25-20	20	39
42142	25-20-25	20	36
42144	20-32-20	10	72
42146	25-32-25	10	63
42148	32-20-32	10	57
42150	32-25-32	10	55
42152	40-20-40	6	125
42154	40-25-40	6	125
42156	40-32-40	6	115
42158	50-32-50	4	231
42160	50-40-50	4	222
42162	63-40-63	2	419
42164	63-50-63	2	418

almona end cap S2.0, SDR 5/6/7.4/9/11


Standards: DIN 16962, EN ISO SASO 15874



Part No.	Dimension (mm)	Packing	Weight (g)
42170	20	100	5
42172	25	50	10
42174	32	30	16
42176	40	20	25
42178	50	15	46
42180	63	10	101
42182	75	4	168
42184	90	2	296
42186	110	1	440

almona adaptor female S2.0, SDR 5/6/7.4/9/11

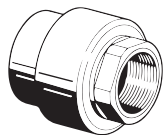
Standards: DIN 16962, EN ISO SASO 15874



Part No.	Dimension (mm)	Packing	Weight (g)
42190	20 (1/2")	25	57
42191	20 (3/4")	25	79
42192	25 (3/4")	20	81
42193	25 (1/2")	20	59
42194	32 (3/4")	10	93
42196	32 (1")	10	190

almona adaptor female (hexagon) S2.0, SDR 5/6/7.4/9/11


Standards: DIN 16962, EN ISO SASO 15874



Part No.	Dimension (mm)	Packing	Weight (g)
42200	32 (1")	10	227
42202	40 (1,1/4")	5	227
42204	50 (1,1/2")	4	413
42206	63 (2")	3	567
42208	75 (2,1/2")	2	890
42210	90 (3")	1	1185
42212	110 (4")	1	1510

almona adaptor male S2.0, SDR 5/6/7.4/9/11

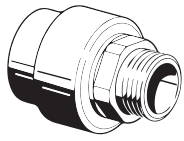
Standards: DIN 16962, EN ISO SASO 15874



Part No.	Dimension (mm)	Packing	Weight (g)
42220	20 (1/2")	25	64
42222	20 (3/4")	20	94
42224	25 (3/4")	15	99
42226	25 (1/2")	15	65
42228	32 (3/4")	10	108
42230	32 (1")	10	200

almona adaptor male (hexagon) S2.0, SDR 5/6/7.4/9/11

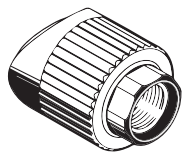
Standards: DIN 16962, EN ISO SASO 15874



Part No.	Dimension (mm)	Packing	Weight (g)
42240	32 (1")	10	245
42242	40 (1,1/4")	4	300
42244	50 (1,1/4")	4	455
42246	63 (2")	2	654
42248	75 (2,1/2")	1	1013
42250	90 (3")	1	1508
42252	110 (4")	1	2730

almona saddle adaptor female S2.0, SDR 5/6/7.4/9/11

Standards: DIN 16962, EN ISO SASO 15874

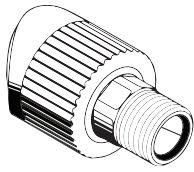


Part No.	Dimension (mm)	Packing	Weight (g)
42260	40 (1/2")	4	88
42262	50 (1/2")	4	90
42264	63 (1/2")	2	95
42266	63 (3/4")	2	109
42268	75 (1/2")	1	100
42270	75 (3/4")	1	109
42272	90 (1/2")	1	90
42274	90 (3/4")	1	110
42276	110 (1/2")	1	95
42278	110 (3/4")	1	110



almona saddle adaptor male S2.0, SDR 5/6/7.4/9/11

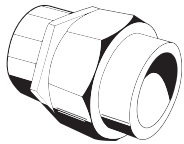
Standards: DIN 16962, EN ISO SASO 15874



Part No.	Dimension (mm)	Packing	Weight (g)
42280	40 (1/2")	4	88
42282	50 (1/2")	4	90
42284	63 (1/2")	2	95
42286	63 (3/4")	2	109
42288	75 (1/2")	1	100
42290	75 (3/4")	1	109
42292	90 (1/2")	1	90
42294	90 (3/4")	1	110
42296	110 (1/2")	1	95
42298	110 (3/4")	1	110

almona union female S2.0, SDR 5/6/7.4/9/11

Standards: DIN 16962, EN ISO SASO 15874

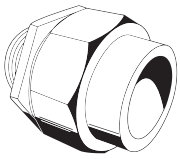


Part No.	Dimension (mm)	Packing	Weight (g)
42300	20 (1/2")	20	123
42302	25 (1/2")	15	157
42304	25 (3/4")	15	157
42306	32 (1")	8	225
42308	32 (3/4")	8	225
42310	40 (1,1/4")	6	303
42312	50 (1,1/4")	4	404
42314	63 (2")	2	924



almona union male S2.0, SDR 5/6/7.4/9/11

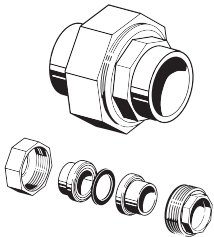
Standards: DIN 16962, EN ISO SASO 15874



Part No.	Dimension (mm)	Packing	Weight (g)
42320	20 (1/2")	20	121
42322	25 (1/2")	15	166
42324	25 (3/4")	15	166
42326	32 (1")	8	227
42328	32 (3/4")	8	227
42330	40 (1,1/4")	6	365
42332	50 (1,1/4")	4	461
42334	63 (2")	2	1045

almona union two side socket S2.0, SDR 5/6/7.4/9/11


Standards: DIN 16962, EN ISO SASO 15874



Part No.	Dimension (mm)	Packing	Weight (g)
42340	20	20	205
42341	25	15	345
42342	32	8	481
42343	40	6	617
42344	50	4	559

almona elbow 90° female S2.0, SDR 5/6/7.4/9/11


Standards: DIN 16962, EN ISO SASO 15874



Part No.	Dimension (mm)	Packing	Weight (g)
42350	20 (1/2")	20	67
42351	20 (3/4")	12	81
42352	25 (1/2")	15	77
42353	25 (3/4")	15	93
42354	32 (3/4")	5	110
42355	32 (1")	8	251

almona elbow 90° male S2.0, SDR 5/6/7.4/9/11

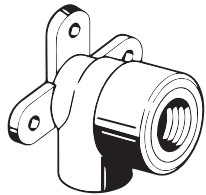
Standards: DIN 16962, EN ISO SASO 15874



Part No.	Dimension (mm)	Packing	Weight (g)
42360	20 (1/2")	15	74
42361	20 (3/4")	12	89
42362	25 (1/2")	10	99
42363	25 (3/4")	10	82
42364	32 (3/4")	6	133
42365	32 (1")	8	266

almona elbow 90° Female with clamp S2.0, SDR 5/6/7.4/9/11

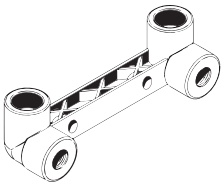
Standards: DIN 16962, EN ISO SASO 15874



Part No.	Dimension (mm)	Packing	Weight (g)
42370	20 (1/2")	15	80
42372	25 (1/2")	12	90

almona wall elbows with holder S2.0, SDR 5/6/7.4/9/11


Standards: DIN 16962, EN ISO SASO 15874



Part No.	Dimension (mm)	Packing	Weight (g)
42376	20 (1/2")	15	80
42378	25 (1/2")	12	90

almona tee adaptor female S2.0, SDR 5/6/7.4/9/11


Standards: DIN 16962, EN ISO SASO 15874



Part No.	Dimension (mm)	Packing	Weight (g)
42380	20 (1/2")	15	74
42382	20 (3/4")	12	89
42384	25 (1/2")	10	116
42386	25 (3/4")	10	85
42388	32 (3/4")	6	118
42390	32 (1")	6	272

almona tee adaptor male S2.0, SDR 5/6/7.4/9/11


Standards: DIN 16962, EN ISO SASO 15874



Part No.	Dimension (mm)	Packing	Weight (g)
42400	20 (1/2")	15	80
42402	20 (3/4")	12	98
42404	25 (1/2")	10	111
42406	25 (3/4")	10	92
42408	32 (3/4")	5	122
42410	32 (1")	5	288

almona butterfly valve S2.0, SDR 5/6/7.4/9/11

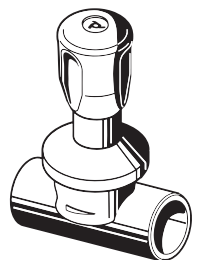
Standards: DIN 16962, EN ISO SASO 15874



Part No.	Dimension (mm)	Packing	Weight (g)
42414	20	5	205
42416	25	5	211
42418	32	5	351

almona chrome coated valve S2.0, SDR 5/6/7.4/9/11


Standards: DIN 16962, EN ISO SASO 15874



Part No.	Dimension (mm)	Packing	Weight (g)
42420	20	1	323
42422	25	1	438
42424	32	1	351

almona valve body S2.0, SDR 5/6/7.4/9/11

Standards: DIN 16962, EN ISO SASO 15874



Part No.	Dimension (mm)	Packing	Weight (g)
42430	20	1	53
42432	25	1	85
42434	32	1	135

almona spherical valve S2.0, SDR 5/6/7.4/9/11

Standards: : DIN 16962, EN ISO SASO 15874



Part No.	Dimension (mm)	Packing	Weight (g)
42440	20	10	105
42442	25	10	113
42444	32	6	179
42446	40	3	260
42448	50	2	517
42450	63	2	-
42452	75	2	-

almona spherical valve with union S2.0, SDR 5/6/7.4/9/11

Standards: DIN 16962, EN ISO SASO 15874



Part No.	Dimension (mm)	Packing	Weight (g)
42460	20	10	105
42462	25	10	113
42464	32	6	179

almona crossover S2.5, SDR 6/7.4

Standards: DIN 16962, EN ISO SASO 15874



Part No.	Dimension (mm)	Packing	Weight (g)
42480	20	1	52
42482	25	1	75
42484	32	1	153

// PP-RCT: THE HIGH PERFORMANCE MATERIAL OF CHOICE FOR PLUMBING AND HEATING PIPE SYSTEMS //

Accessories

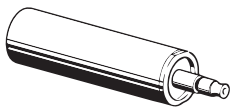
almona end piece (male)

Standards: : DIN 16962, EN ISO SASO 15874



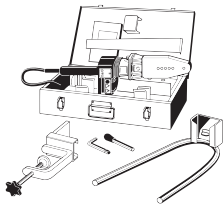
Part No.	Dimension (mm)	Packing	Weight (g)
42490	20 (1/2")	100	7
42492	25 (3/4")	100	10

almona chrome coated valve extension



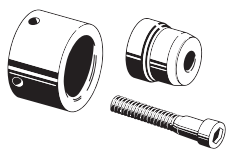
Part No.	Dimension (mm)	Packing
11805	30	1

almona welding machine



Part No.	Dimension (mm)	Packing
12410	16-63	1
12411	50-125	1
12412	125-160	1

almona welding sockets



Part No.	Dimension (mm)	Packing
12704	20	1
12706	25	1
12708	32	1
12710	40	1
12712	50	1
12714	63	1
12716	75	1
12718	90	1
12720	110	1
12722	125	1
12724	160	1

almona repair sockets tools



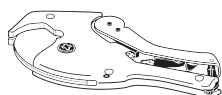
Part No.	Dimension (mm)	Packing
12726	9	1

almona repair sockets



Part No.	Dimension (mm)	Packing
22728	9	1

almona repair sockets



Part No.	Dimension (mm)	Packing
12800	16-40	1
12802	40-63	1



“ ALMONA SYSTEMS PROVIDE THE HIGHEST LEVELS OF QUALITY AND OUR TARGET IS TO EXCEED THE REQUIREMENTS OF NATIONAL AND INTERNATIONAL STANDARDS. THIS IS ACHIEVED THROUGH HIGHLY CONTROLLED MANUFACTURING PROCESSES AND THE IMPLEMENTATION OF A STATE-OF-THE-ART QUALITY CONTROL SYSTEM WHICH COVERS RAW MATERIAL, SYSTEM MANUFACTURE, PACKING, STORAGE, SUPPLY CHAIN AND POST-SALES SUPPORT ”



Saudi made
صناعة سعودية



High quality
جودة عالية



50 Years Warranty
ضمان 50 عاماً

 **المُنَى**
almona
طوّل مبتكرة لأنظمة الأنابيب
Innovative Pipe Solutions

رؤية
2030
المملكة العربية السعودية
KINGDOM OF SAUDI ARABIA

almonaplast.com



T +966 9200 09 875
E info@almonaplast.com

P.O. Box: 270736 Riyadh 11352
Kingdom of Saudi Arabia

شركة مصنع المُنَى للمنتجات البلاستيكية
Almona Plastic Products Ltd. Co.